

PLATIN
★ ★ ★ TYRES

Perfection in detail

The new PLATIN summer tyres



Dealer information

SAKA

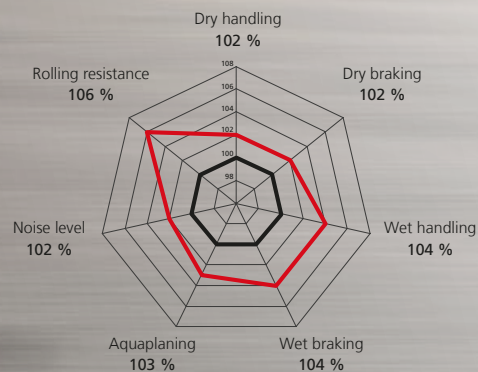
PLATIN RP 320 SUMMER



Summer tyres for cars

- Better grip and improved handling on dry roads due to the asymmetrically arranged profile blocks
- Increased resistance to aquaplaning and improved grip in the wet thanks to the broad middle grooves and a narrow groove next to the outer shoulder
- Optimal braking performance and improve handling through the use of sipes with multiple angles in the profile shoulders
- Available in 19 sizes, 13-15 inch

Development priorities



— RP 320 SUMMER
— RP 310 Diamant (previous model = 100 %)

PLATIN



The profile in detail



Improved grip and better handling

Strong asymmetrically arranged blocks increase the stiffness of the profile and the broad middle belt structure improves braking performance



Low noise level

Profile webs (so-called „Tie Bars“) in the inner shoulder serve to reduce noise



High level of safety on wet roads

Broad middle grooves in the profile lead to efficient water drainage



Better aquaplaning performance and improved adhesion of the tyres in the wet

Reduced risk of aquaplaning due to an additional narrow groove next to the outer shoulder



High wet grip for optimal handling and braking performance

Sipes with multiple angles in the profile shoulders act like windscreen wipers when braking and the zigzag grooved indentations in the middle belts take out water and improve the handling in the wet

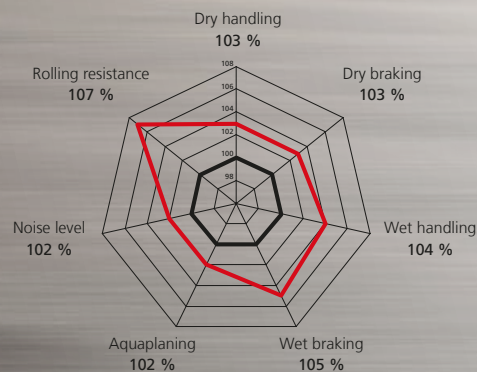
PLATIN RP 420 SUMMER



Summer tyres for cars and SUV

- High reserves of safety in the wet thanks to the circumferential drainage grooves and hydrodynamically-shaped transverse grooves in the shoulder area
- Superlative braking and better performance on wet roads through curved sipes in the inner and outer shoulders
- Reduced rolling resistance and better braking behaviour in the wet with a high proportion of silica and new polymers
- Available in 54 sizes, 15–19 inch

Development priorities



— RP 420 SUMMER
— RP 410 Diamant (previous model = 100 %)

PLATIN




The profile in detail




Improved grip and better handling

A central middle belt increases the stiffness of the profile and improves handling



Low level of noise

Slanted block corners and profile webs ("Tie Bars") reduce the formation of noise

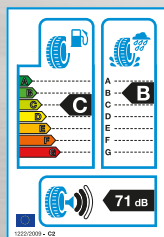


High degree of safety on wet roads

Four circumferential drainage grooves improve the removal of water and hydrodynamically-shaped transverse grooves in the shoulder area provide for water transport to the outside



Excellent braking performance on wet roads
Curved sipes in the inner and outer shoulders in conjunction with grooves in the middle belt improve performance on wet roads



Improved EU label values

on more than 60 % of the dimensions

Perfection down to the smallest detail

PLATIN Performance Indicator – PPI for more safety

The new Platin Performance Indicator with WET and DRY stages offers yet more safety: If both indicator levels are fully visible this confirms optimal performance of the tyre on wet and dry roads.



When the WET indicator disappears with 3 mm of tread depth remaining we recommend a tyre change due to the loss of optimal performance in the wet.



When the DRY indicator disappears this indicates that the tyre has reached the minimum legal tread depth of 1.6 mm. A tyre change is now urgently necessary.

PLATIN logo on the tread

Reinforced branding with the PLATIN logo in the middle belt makes it easier to find the tyres in the warehouse.



Innovative sidewall design



Speed index

The maximum permissible speeds on the sidewall make assignment much easier in the warehouse, on the vehicle and for the customer.



Summer TWI

No chance for aquaplaning! We recommend a remaining tread depth of 3 mm for optimal performance in the wet. You should get new tyres once the summer TWI is at the same level as the profile tread.



Quality Icon

PLATIN quality tyres stand for innovative tyre technology with an exceptionally good price-performance ratio. PLATIN tyres have constantly been developed to the current state of the technical art since 1987 and are produced by leading and reputable tyre manufacturers.

Dimensions



PLATIN RP 320 SUMMER

13 inch	EU tyre label*	
155/70 R 13 75 T	E/B/2(70)	NEW
155/80 R 13 79 T	E/B/2(70)	NEW
175/70 R 13 82 T	E/B/2(70)	NEW

14 inch	EU tyre label*	
155/65 R 14 75 T	E/B/2(70)	NEW
165/60 R 14 75 H	E/B/2(70)	NEW
165/65 R 14 79 T	E/B/2(70)	NEW
165/70 R 14 81 T	E/B/2(70)	NEW
175/65 R 14 82 T	C/B/2(70)	NEW
175/70 R 14 84 T	C/B/2(70)	NEW
185/60 R 14 82 H	E/B/2(70)	
185/65 R 14 86 H	E/B/2(70)	

15 inch	EU tyre label*	
165/65 R 15 81 H	C/B/2(70)	NEW
175/65 R 15 84 H	E/B/2(70)	NEW
185/60 R 15 88 H XL	C/B/2(71)	
185/65 R 15 88 H	C/B/2(70)	
195/60 R 15 88 H	E/B/2(71)	
195/60 R 15 88 V	E/B/2(71)	
195/65 R 15 91 H	C/B/2(71)	
195/65 R 15 91 V	C/B/2(71)	

PLATIN RP 420 SUMMER

15 inch	EU tyre label*	
185/55 R 15 82 V	C/B/2(70)	
195/50 R 15 82 V	C/B/2(71)	
195/55 R 15 85 V	C/B/2(71)	
205/60 R 15 91 V	C/B/2(71)	
205/65 R 15 94 V	C/B/2(71)	

16 inch		
195/45 R 16 84 V XL FR	C/B/2(72)	
195/50 R 16 88 V XL	C/B/2(72)	NEW
195/55 R 16 87 V	C/B/2(71)	
205/45 R 16 87 W XL FR	E/B/2(72)	
205/50 R 16 87 W	E/B/2(71)	
205/55 R 16 91 V	C/B/2(71)	
205/55 R 16 94 W XL	C/B/2(72)	
205/60 R 16 92 V	C/B/2(71)	
215/45 R 16 90 V XL FR	C/B/2(72)	NEW
215/55 R 16 97 V XL	C/B/2(72)	
215/60 R 16 99 H XL	C/B/2(72)	NEW
215/65 R 16 98 H FR	C/B/2(71)	NEW
225/50 R 16 92 Y	E/B/2(71)	
225/55 R 16 99 Y XL	C/B/2(72)	

17 inch	EU tyre label*	
205/40 R 17 80 Y FR	E/B/2(71)	
205/45 R 17 88 Y XL FR	C/B/2(72)	
205/50 R 17 93 Y XL FR	C/B/2(72)	
215/40 R 17 87 Y XL FR	C/B/2(72)	NEW
215/45 R 17 91 Y XL FR	C/B/2(72)	
215/50 R 17 95 Y XL FR	C/B/2(72)	
215/55 R 17 98 Y XL FR	C/B/2(72)	
215/60 R 17 96 V FR	C/B/2(71)	NEW
225/45 R 17 94 Y XL FR	C/B/2(72)	
225/50 R 17 98 Y XL FR	C/B/2(72)	
225/55 R 17 101 Y XL FR	C/B/2(72)	
225/60 R 17 99 V FR	C/B/2(71)	NEW
225/65 R 17 102 V FR	C/B/2(71)	NEW
235/45 R 17 97 Y XL FR	C/B/2(72)	
235/55 R 17 103 Y XL FR	C/B/2(72)	NEW
235/65 R 17 108 V XL FR	C/B/2(72)	NEW
245/45 R 17 99 Y XL FR	C/B/2(72)	NEW

18 inch	EU tyre label*	
215/55 R 18 99 V XL FR	C/B/2(72)	NEW
225/40 R 18 92 Y XL FR	E/B/2(72)	
225/45 R 18 95 Y XL FR	C/B/2(72)	
225/55 R 18 98 V FR	C/B/2(71)	NEW
235/40 R 18 95 Y XL FR	C/B/2(72)	
235/45 R 18 98 Y XL FR	C/B/2(72)	
235/50 R 18 101 Y XL FR	C/B/2(72)	NEW
235/55 R 18 104 V XL FR	C/B/2(72)	NEW
235/60 R 18 107 W XL FR	C/B/2(72)	NEW
245/35 R 18 92 Y XL FR	E/B/2(72)	NEW
245/40 R 18 97 Y XL FR	C/B/2(72)	
245/45 R 18 100 Y XL FR	C/B/2(72)	
255/45 R 18 103 Y XL FR	C/B/2(73)	NEW
255/55 R 18 109 Y XL FR	C/B/2(73)	NEW

19 inch		
225/35 R 19 88 Y XL FR	E/B/2(72)	NEW
235/35 R 19 91 Y XL FR	E/B/2(72)	NEW
245/35 R 19 93 Y XL FR	E/B/2(72)	NEW
255/35 R 19 96 Y XL FR	E/B/2(73)	NEW



SAKA TRADING - SAL
YOUR RESOURCEFUL PARTNER

SECTOR 32 - STREET 49,
CHOUEIFAT - LEBANON

T : 05 400 008
M: 03 752 445 | 81 81 81 11

INFO@SAKA.COM.LB
WWW.SAKA.COM.LB